

Student App Registration – Guide for Students

You should have received an email invitation to register for Student App from **noreply@sims.co.uk**. If you have not received the email, please check your spam folder.

Click the link in the email you have received to register.

At the screen below select **Register with an External Account**

SIMS

Activate Your Account

So that we can confirm your identity, please enter your email address and personal invitation code.

Username

Invitation Code

Next

Alternatively you may complete the registration using an External Account.

Register with an External Account

Secured by SIMS ID

To register for Student App you need to use your school email account so you will need to select the Microsoft icon to register.

Register your account for SIMS products






Username

Password

Show Password [Forgot Password?](#)

Sign in

OR


    

ESS | **SIMS**

ESS: [Check Service Status](#)

Secured by SIMS ID

Enter your school email address and click **Next**.




Sign in

Email address, phone number or Skype

No account? [Create one!](#)

[Can't access your account?](#)

Enter the password for your school email account.




Enter password

Please enter the password for your Microsoft account.

Password

[Forgotten your password?](#)

The following screen will appear. Check the account information is correct and click **Register**



Registration

You will have received a new service invite code from either SIMS or from your school administrator.

Please enter the code below and tap or click Register.

Name [\(not you?\)](#)


Signed in with

Invitation Code

You will then be prompted for your date of birth. This must be in the correct format i.e.

DD/MM/YYYY. Click **Verify**

(If SIMS does not accept the date you have entered, you may need to enter it in US format depending on your device settings i.e. **MM/DD/YYYY**)



Registration - Answer Security Questions

You are required to provide a second piece of information to confirm your identity.

What is the date of birth of one of your children at the school? (dd/mm/yyyy)

Verify

© 2021 - Education Software Solutions Ltd. All rights reserved.

You will then get the screen below.



Registration - Account Creation

Your account is being set up and configured. You will be automatically redirected when this process is complete...

Elapsed 14 seconds



© 2021 - Education Software Solutions Ltd. All rights reserved.

Once the registration is successful you can download and install Student App from Google Play Store or Apple Store depending on your device. You will need to log in using the same email address and password details that you used to register.

If you are using a PC or laptop, you can access Student App by typing in the following URL:

<https://www.sims-student.co.uk>